

Fittings, Tee Blocks, Swivel Adapters, Manifolds & Gender Changers

TorqLite fittings and assemblies are designed to include quick connect couplings and nipples for fast and clean operation.

NIPPLE

COUPLING



FEATURES

- TorqLite fittings and assemblies are filled with oil, pressure tested and provided with test certificates.
- All fittings and assemblies are marked with serial numbers for clear identification.
- For safety fittings and assemblies are marked with the maximum working pressure.
- Fittings and assemblies are available with swivels fitted to the outlets for increased flexibility and ease of use during simultaneous bolt tensioning.

1000 BAR


PART NO	CONFIGURATION/DESCRIPTION
BT-1043	Coupling / Nipple / Coupling Tee Block
BT-1044	Nipple / Coupling / Nipple Tee Block
BT-1045	Coupling / Nipple Elbow Block
BT-1046	Nipple / Coupling / Coupling / Coupling Cross Block
BT-1047	Nipple / Nipple / Coupling Tee Block
BT-1051	Coupling / Coupling Gender Changer
BT-1052	Nipple / Nipple Gender Changer
BT-1053	Blank Nipple
BT-1054	Blank Coupling
BT-1057	Nipple / Coupling / Coupling Tee Block

1500 BAR


PART NO	CONFIGURATION/DESCRIPTION
BT-1543	Coupling / Nipple / Coupling Tee Block
BT-1544	Nipple / Coupling / Nipple Tee Block
BT-1545	Coupling / Nipple Elbow Block
BT-1546	Nipple / Coupling / Coupling / Coupling Cross Block
BT-1547	Nipple / Nipple / Coupling Tee Block
BT-1551	Coupling / Coupling Gender Changer
BT-1552	Nipple / Nipple Gender Changer
BT-1553	Blank Nipple
BT-1554	Blank Coupling
BT-1557	Nipple / Coupling / Coupling Tee Block

2500 BAR

PART NO	CONFIGURATION/DESCRIPTION
BT-2543	Coupling / Nipple / Coupling Tee Block
BT-2544	Nipple / Coupling / Nipple Tee Block
BT-2545	Coupling / Nipple Elbow Block
BT-2546	Nipple / Coupling / Coupling / Coupling Cross Block
BT-2547	Nipple / Nipple / Coupling Tee Block
BT-2551	Coupling / Coupling Gender Changer
BT-2552	Nipple / Nipple Gender Changer
BT-2553	Blank Nipple
BT-2554	Blank Coupling
BT-2557	Nipple / Coupling / Coupling Tee Block



Two outlets controlled by manually operated stop valves



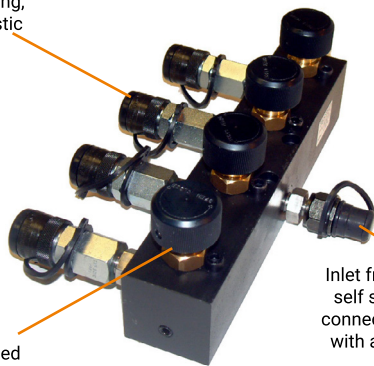
Inlet from pump via self sealing quick connect nipple fitted with a plastic dust cap

Two tool outlets via self sealing quick connect coupling, fitted with plastic dust caps

FOUR OUTLET MANIFOLD

PART NO	MAXIMUM OPERATING PRESSURE
BT-1080	1000 BAR
BT-1580	1500 BAR
BT-2580	2500 BAR

Four tool outlets via self sealing quick connect coupling, fitted with plastic dust caps



Inlet from pump via self sealing quick connect nipple fitted with a plastic dust cap


Four outlets controlled by manually operated stop valves

FIVE OUTLET MANIFOLD

PART NO	MAXIMUM OPERATING PRESSURE
BT-1081	1000 BAR
BT-1581	1500 BAR
BT-2581	2500 BAR

TWO OUTLET MANIFOLD BLOCK WITH MANUAL STOP VALVES

PART NO	MAXIMUM OPERATING PRESSURE
BT-1071	1000 BAR
BT-1571	1500 BAR
BT-2571	2500 BAR



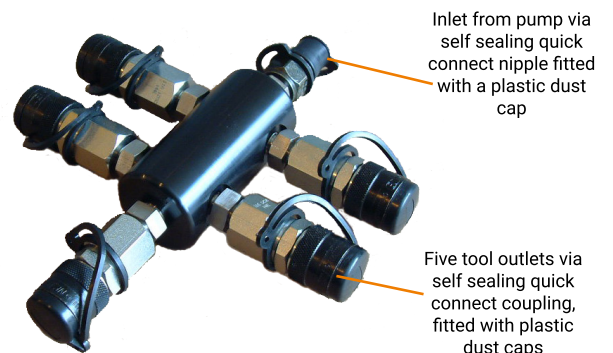
Inlet from pump via self sealing quick connect nipple fitted with a plastic dust cap

Plug

Four tool outlets via self sealing quick connect coupling, fitted with plastic dust caps

FOUR OUTLET MANIFOLD BLOCK WITH MANUAL STOP VALVES

PART NO	MAXIMUM OPERATING PRESSURE
BT-1070	1000 BAR
BT-1570	1500 BAR
BT-2570	2500 BAR



Inlet from pump via self sealing quick connect nipple fitted with a plastic dust cap

Five tool outlets via self sealing quick connect coupling, fitted with plastic dust caps

Swivel adapters are used on hydraulic tools to make them more accessible saving time and effort. They also prevent the use of excessive force in bending a hose to meet the quick connector.

SWIVEL ADAPTER

PART NO	CONFIGURATION / DESCRIPTION
BT-1560-01	1/4" BSP male with 120° male cone
BT1560-02	1/4" BSP male with 60° female cone
BT-1560-03	1/8" BSP male (for bonded washer seal)
BT-2560-01	1/4" BSP male with 120° male cone
BT-2560-02	1/4" BSP male with 60° female cone
BT2560-03	1/8" BSP male (for bonded washer seal)



SWIVEL ADAPTER WITH NIPPLE

PART NO	CONFIGURATION / DESCRIPTION
BT-1561-01	1/4" BSP male with 120° male cone
BT1561-02	1/4" BSP male with 60° female cone
BT-1561-03	1/8" BSP male (for bonded washer seal)
BT-2561-01	1/4" BSP male with 120° male cone
BT-2561-02	1/4" BSP male with 60° female cone
BT2561-03	1/8" BSP male (for bonded washer seal)

SWIVEL ADAPTER WITH COUPLING

PART NO	CONFIGURATION / DESCRIPTION
BT-1562-01	1/4" BSP male with 120° male cone
BT1562-02	1/4" BSP male with 60° female cone
BT-1562-03	1/8" BSP male (for bonded washer seal)
BT-2562-01	1/4" BSP male with 120° male cone
BT-2562-02	1/4" BSP male with 60° female cone
BT2562-03	1/8" BSP male (for bonded washer seal)



Swivel adapters can be doubled up to create quick connection with 360 connectivity



Double swivel adapter with quick connect coupling



Double swivel adapter with quick connect nipple

Double swivel adapters when attached to hydraulic tools allow short hoses to be connected easily from almost any angle. Hoses fall into a comfortable position which avoids unnecessary banding.



Other Fittings, Tee Blocks, Swivel Adapters, Manifolds, and Gender Changers are available on request.

**Manufacturing, R&D,
and Operations**

Address: 8 Dufresne Loop Luling, LA 70070
Tel: 985-785-3075
Email: info@torqlite.com
www.torqlite.com

Sales Headquarters

Address: 5335 Brystone Dr. Houston, TX 77041
Tel: 713-983-7171
Email: sales@torqlite.com
www.torqlite.com

TORQLITE